


# FREDERICK COUNTY SHERIFF'S OFFICE

## 2017 ANNUAL REPORT



# MISSION STATEMENT

It shall be the mission of the Frederick County Sheriff's Office to provide fair, unbiased law enforcement services to the public, while respecting the individual's constitutional rights.

# CODE OF ETHICS

**"As a law enforcement officer, my fundamental duty is to serve mankind; to safeguard lives and property; to protect the innocent against deception, the weak against oppression or intimidation, and the peaceful against violence or disorder; and to respect the constitutional rights of all men to liberty, equality, and justice.**

**I will keep my private life unsullied as an example to all; maintain courageous calm in the face of danger, scorn or ridicule; develop self-restraint; and be constantly mindful of the welfare of others. Honest in thought and deed in both my personal and official life, I will be exemplary in obeying the law of the land and the regulations of my Office. Whatever I see or hear of a confidential nature that is confided to me in my official capacity will be kept ever secret, unless revelation is necessary in the performance of duty.**

**I will never act officiously or permit personal feelings, prejudice, animosities, or friendships to influence my decisions with no compromise for crime and with relentless prosecution of criminals. I will enforce the law courteously and appropriately without fear or favor, malice, or ill will, never employing unnecessary force or violence and never accepting gratuities.**

**I recognize the badge of my office as a symbol of public faith, and I accept it as a public trust, to be held so long as I am true to the ethics of public service. I will constantly strive to achieve these objectives and ideals, dedicating myself before God to my chosen profession-law enforcement."**

# GOALS AND OBJECTIVES 2017-2018

\*Continue to provide the Citizens of Frederick County the best services possible by providing community relations through deputies performing a variety of duties, to include Sheriff's Kid Camp, the D.A.R.E program, Neighborhood Watch Meetings, Project Lifesaver, VIN Etching, Elder Assistance Programs and Child Fingerprinting.

\*Continue to upgrade law enforcement equipment by adding to the more modern equipment such as TASERS, Less than Lethal Weapons and other alternatives to deadly force while keeping the safety of our personnel and the public as our #1 priority.

\*Continue OUR working relationships with outside agencies that request our services.

\*Continue efforts to recruit and hire quality personnel.

\*Continue to maintain the Virginia Law Enforcement Accreditation Standards, which we recently obtained for another 4 years.

\*Striving to provide an (SRO) School Resource Officers for as many schools as possible.

\*Continue to train and utilize our K-9s and Bloodhound for search and rescue and fugitive location.

\*Prepare, train and equip our personnel for issues involving Civil Disturbances.

# FREDERICK COUNTY SHERIFF'S OFFICE

## DESCRIPTION:

The Frederick County Sheriff's Office is currently made up of 139 sworn personnel, 4 dispatchers and 10 office/clerical personnel. The office is responsible for the safety and well-being of over 83,000 residents and covers approximately 416 square miles. The Frederick County Sheriff's Office is made up of four divisions.

- The Patrol Division is responsible for answering calls for service, handling criminal complaints, and patrolling the streets and highways of Frederick County promoting highway safety. Our patrol division is broken down into shifts, each shift is responsible for business checks, serving warrants, responding to alarms, handling detention orders, protective orders, preparing cases and presenting evidence in court. The traffic unit handles numerous traffic related issues involving citizen complaints, investigates traffic accident and issues citations when violations are detected. This unit has become a necessity with the growth of Frederick County. Other duties include coordinating special details such as DUI checkpoints, seatbelt safety checkpoints, speed surveys and any other issues that may be driver related. School Resource Officers (S.R.O.'s) and the Animal Control Officers are also included in the Patrol Division.
- Administrative Services Division is responsible for maintaining the Sheriff's Office accreditation, training and provides community services such as neighborhood watch, and project lifesaver. The office recently implemented an elder assist program where the focus is on the needs of the elderly. Whether or not they are invalid or alone, we provide a personal welfare check and also an avenue to inform them of scams and issues that pertain to our elderly population.
- The Criminal Investigative Division handles all major felony cases and more serious misdemeanor crimes cases in addition to special investigations such as drugs, gangs, child pornography, child sexual abuse, child physical abuse, white-collar crime, computer crimes and fraud.
- The Court Security and Civil Process Division is responsible for providing security for the Fredrick County courts. This division is also responsible for serving all civil papers within Frederick County and handling mental transports, TDO's, prisoner extraditions and transports both in and out of the Commonwealth.

Within the Frederick County Sheriff's Office, specialized units have been created to handle incidents such as missing persons, hostage/barricade situations, underwater search and rescue and civil riots or disturbances. These specialized units are comprised of personnel from the Patrol Division, Administrative Division, Criminal Investigative Division and Civil Process Division. The personnel in these units have advanced training beyond the mandatory requirements.

## **MESSAGE FROM SHERIFF MILLHOLLAND**



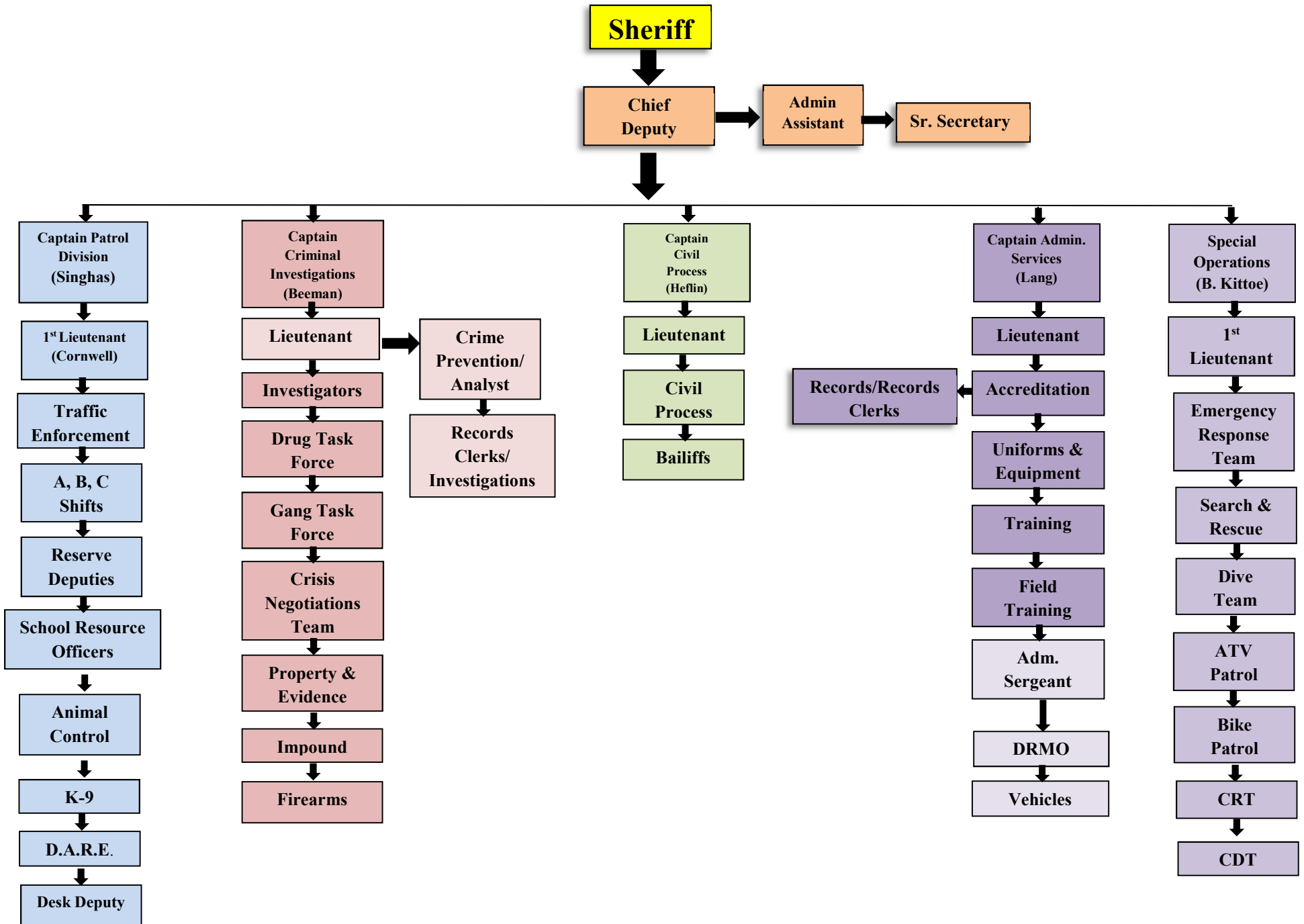
*As "YOUR" Sheriff of Frederick County, VA., I am honored to serve the over 84,000 citizens of Frederick County who live across the vast 415 square miles of this county. The Frederick County Sheriff's Office is a full-service agency which means that we do all aspects of Law Enforcement. These services include Administrative, Patrol, Traffic Enforcement, Criminal Investigations, Animal Control, Civil Issues and Court Security. Every day our agency strives to provide the best services we can to protect life and property of people within this wonderful county. With over 140 sworn personnel, 11 Office Staff and 5 Communications Specialists, we stand ready to serve our citizens.*

*We are proud of our Mission Statement and believe in the words of the Law Enforcement Code of Ethics. Our agency works closely with our law enforcement partners and the community to make Frederick County a better place to live.*

*As the Frederick County Sheriff's Office moves into the future, we will continue to encourage the involvement of our public who have issues that affect Frederick County and the safety and security we strive for.*

*Thank you for taking your valuable time to stop by our website and we hope you continue to check the information we post through our social media.*

# Sheriff's Office



# COMMAND STAFF



## ***SHERIFF LENNY MILLHOLLAND***

Sheriff Lenny Millholland has been in Law Enforcement for over 39 years. Starting his career in 1977 Sheriff Millholland has worked in Patrol, K-9, Criminal Investigations, Administration and was the only person in the history of the Commonwealth to be a Sheriff for a City and then successfully become the Sheriff of a County on January 1, 2016.



## ***CHIEF DEPUTY STEVE HAWKINS***

Major Steve Hawkins has 30 years of Law Enforcement experience. Major Hawkins was previously employed by the Virginia State Police for 28 years and held the rank of Lieutenant in the Bureau of Field Operations prior to being sworn in as Chief Deputy of the Frederick County Sheriff's Office on January 1, 2016.

## ***PATROL DIVISION***



Captain Richard Singhas has been in law enforcement since 1994. Before rising to the rank of Captain of Civil he held various ranks within Patrol for 20 years. Holding the Assistant Division Commander, and the Captain of Civil Services Division before becoming Captain of Patrol.



1<sup>st</sup>. Lt. Barry Kittoe, Supervisor  
1<sup>st</sup>. Lt. Jason Cornwell, Supervisor



Lt. Gary L. Owens, Supervisor "A" Shift (6:00 am-4:00 pm)



Lt. Warren Gosnell, Traffic Division



Lt. Chester Renner, "B" Shift (02:00 pm-11:00 pm)



Lt. John Hoover, "C" Shift (10:00 pm-8:00 am)

**CRIMINAL  
INVESTIGATIONS  
DIVISION**



Captain Aleck Beeman has been in law enforcement since 1979. Captain Beeman has worked in the Patrol Division. Captain Beeman was the assistant division commander of the Criminal Investigation Division, and the Captain of the Administrative Services Division, before becoming the Captain of CID.



Lt. Keith Covert  
Assistant Division Commander

Lt. Joey Henry  
IT Support

**CIVIL SERVICES**



Captain John Heflin has been in law enforcement since 1987. Captain Heflin had previously worked in the Patrol Division and the Criminal Investigation Division.

Captain Heflin was the assistant division commander of the Criminal Investigations Division, and the Captain of the Criminal Investigations Division before becoming the Captain of Civil Services.



Lt. Mark Webber  
Assistant Division Commander

**ADMINISTRATIVE  
SERVICES**







Captain Donald Lang started his law enforcement career in 1993 working as a Correctional Officer at the Clarke-Frederick-Winchester Regional Jail. In 1997, Captain Lang did a lateral transfer to the Frederick County Sheriff's Office as a Deputy Sheriff assigned to the Patrol Division. In 2001, Captain Lang was promoted to the Criminal Investigations Division as an Investigator. In 2006, Captain Lang was promoted to the rank of Lieutenant assigned as the Assistant Division Commander overseeing the daily operations of the Criminal Investigations Division and then in 2014 was promoted to the rank of Captain as the Division Commander of the Criminal Investigations Division. In 2017 Donald Lang became the Captain of Administrative Services.



Lt. Tonya Kittoe  
Assistant Division Commander




## Frederick County Sheriff's Office Youth Camp



The 18<sup>th</sup> annual Frederick County Sheriff's Youth Camp was held on June 11 – June 16<sup>th</sup>, 2017 at Tri-State Christian Camp. Approximately 85 local children spent 6 days and 5 nights participating in an action packed, fun filled week. The campers and junior counselors enjoyed horseback riding, marksmanship, swimming, archery, fishing, Team Building Activities and several athletic competitions. The Frederick County Sheriff's Youth camp is fully funded by the community and we would like to thank each one of you that makes this possible each year.

## Trooper Manion Memorial 5K and Kids Mile



The 9<sup>th</sup> Annual Trooper Manion Memorial 5K and Kids Mile was held on March 25<sup>th</sup>, 2017 at the Winchester Airport. The Manion 5k and Kids Mile is a fundraiser to benefit the Frederick County Sheriff's Youth Camp. We had over 250 runners come out and run in memory of Trooper Manion and in support of the Frederick County Sheriff's Youth Camp. We would like to thank everyone for your support.

## National Night Out



The Frederick County Sheriff's Office participated in the annual "National Night Out" held on August 1<sup>st</sup>, 2017 in Winchester, Virginia. "National Night Out" is an annual community building campaign that has been around for 34 years. It promotes police and community partnerships to make neighborhoods safer and a more caring place to live. There are lots of fun things for children and adults to do.

## Torch Run for Special Olympics



Frederick County Sheriff's Office took part in the annual Torch Run for Special Olympics on June 7, 2017. They carried the torch from the Virginia State Police Barracks to the Frederick County/Shenandoah County line where they handed it off to Shenandoah County. Each year law enforcement officers take part in this to raise funds and awareness for the Special Olympics.

## A Shake for a Shake



The Frederick County Sheriff's Office partnered up with the local Chick-Fil-A and started a campaign called "A Shake for a Shake." This campaign was started to get children not to be afraid of the police and to open the door and create a friendship. When a child in the community walks up to a deputy in Frederick County and initiates a handshake, the deputy will give them a card for a free milkshake from Chick-Fil-A.

## Operation Chill



The Frederick County Sheriff's Office participated in the annual program "Operation Chill." The program is designed to award children that do-good deeds in the community. If a deputy sees a child doing something as simple as riding a bike with a helmet or even helping a neighbor, they will be rewarded with a coupon for a free slurpee.

## Cops and Cones



The Frederick County Sheriff's Office hosted its second annual Cops and Cones event on September 17<sup>th</sup> 2017 at the Pack's Ice Cream stands. Children were able to stop by either location and receive a free ice cream cone. This event was started to build a better relationship between law enforcement and children.

## Frederick County Fair



The Frederick County Sheriff's Office patrols the Frederick County Fair the entire week of the fair. The Sheriff's Office presence at the fair provides a safe environment for everyone attending, so that everyone can have a good time. The fair also provides deputies from the Sheriff's Office and the public an opportunity to interact and develop positive relationships.

## Frederick County Public Safety Day



On Saturday September 23 the Frederick County Sheriff's Office took part in the Second Annual Public Safety Day. Departments of public service and safety were represented. The event included showcases and interactive activities. It is a great time for people to come out and see what all is involved with public safety as well as create and maintain positive relationships with the community.

### Traffic Division

#### Recognition from The River 95.3



The River 95.3 recognized the FCSO for its broadcast participation. The station won three awards from two different broadcast associations for the shows where we conducted a live drinking lab on the air, and had those subjects speak about the effects of the alcohol they were consuming as we broadcast the show. That broadcasts won awards from:

- Virginia Association of Broadcasters
  - Best Documentary or Public Affairs Program (Live Drinking Lab)
- Virginia Associated Press Broadcasters
  - Best Documentary or In-Depth Report (Live Drinking Lab)
  - Outstanding News Operation of the Year (Follow-up interviews with test subjects a few months later)

Sheriff Millholland and Lt. Warren Gosnell accepted the Associated Press awards during a visit where we were guests on the "Valley Today" program. In the second photo, the show's host, Janet Michael, presented me the VAB award during. The station has had such a good response to our drinking labs that we are now set up to appear every other month on the Valley Today to discuss traffic safety, and to hold the drinking labs twice a year. Once closer to the winter holiday season, and again at the beginning of the Summer.



DUI crash on Rt. 50 East @ Independence Dr



Fatal traffic crash on Rt. 7 on-ramp to I-81 North in July

# CERS Unit Annual Report-2017

## Digital Evidence Processed

	<u>Total Evidence Items</u>	<u>Data</u>	
1) Computers-	8		
2) Mobile Devices-	87	Computers:	1.332
3) Misc.	5	Mobile devices:	1.505
	<b><u>Total</u></b>	<b>Data analyzed:</b>	<b>2.84 TB</b>

Assist other Agencies **Total** **2**

## Evidence by case type: No. of incidents

Narcotics/PWID	13
Overdose Death-	4
Child Pornography-	9
Fraud/Cyber-	2
Homicide	1
Rape/Sex. Assault-	6
Threats	1
B & E	1
Larceny	2
Arson	1
Unattended death	5
Solicit a minor	8
Abduction	1
Other	6
Assists	2

**Total** **62**

# AWARDS

## 2017 Valor Awards



Deputy Sarah Adkinson Deputy Samantha Garrison



Deputy David Callen Sgt. David Michael CEngel



Deputy Stephen Gregory

**LIFE SAVING AWARD**

Thursday, November 2, 2017





## **\*Programs\***

### **Frederick County Sheriff's Office Explorer's**



Frederick County Sheriff's Office Law Enforcement Explorer Post 152 gives area youth the opportunity to learn law enforcement skills and tactics while giving back to the community. They were able to support the Hurricane Maria victims, Special Olympics, Manion 5K and took part in warrant service and check point stops. The Explorers meet every other Tuesday from 6-8.

### **Citizen's Academy**

The Citizen's Academy is an 8- week course and was designed to provide citizens with comprehensive information about the operations of the Frederick County Sheriff's Office. The academy provides citizens a better understanding of law enforcement actions, foster a better relationship with the community and create a more informed body of citizens. The second annual academy was held in September of 2017; meetings were conducted on Monday evenings from 6 to 9 pm.

## Frederick County D.A.R.E. Program



The Frederick County Sheriff's Office D.A.R.E. (Drug Abuse Resistance Education) Program has been going on since fall of 1988. It is taught to all the local elementary schools in the county. It is a 12-week class held in the fifth-grade classrooms. This program teaches children how to deal with peer pressures and the dangers of smoking and drinking through skits and role-playing activities. The Frederick County Sheriff's Office currently teaches this course to 11 local elementary schools which is roughly 1050 students. Concluding the program there is a graduation where the fifth-grade students that successfully completed the program receive a certificate.

## Project Lifesaver



Project Lifesaver is an organization that developed this program to locate missing persons with dementia, Epilepsy, autism and Alzheimer's, Down syndrome and other related illnesses. The program involves attaching a radio transmitter device to the wrist or ankle of persons at risk of wandering. The Frederick County Sheriff's Office implemented this program in 2016 and currently has 13 individuals using this program.

## Community Connection



In 2016 Frederick County Sheriff's Office developed a program called Community Connections. This program coordinates with law enforcement and other professionals in the community who specialize in meeting the needs of seniors through planning, education, communication, cooperative strategies, and supportive services. Our commitment is to reduce victimization and enhance law enforcement services provided to our senior population. The monthly meetings are held on the second Tuesday of each month at 1p.m. at the Public Safety Building.

## Honor Guard



The Frederick County Sheriff's Office Honor Guard is a group of highly motivated and dedicated deputies that come from all divisions within the Sheriff's Office. The team represents the Sheriff's Office in public events throughout the county and throughout the Commonwealth of Virginia. They participate in parades and other community events when requested. The team also has the honor of showing final respects to fallen officers and their families from any department across the United States. Members of the team are highly trained to represent the department with Honor and Integrity and are trained in marching, proper flag handling and folding, and synchronized rifle movements to name a few.

# 2017 Statistics



## DEFINITIONS USED FOR STATISTIC COUNTS

### Property Crimes

In the Uniform Crime Reporting (UCR) Program, property crime includes the offenses of burglary, larceny-theft, motor vehicle theft, and arson. The object of the theft-type offenses is the taking of money or property, but there is no force or threat of force against the victims. The property crime category includes arson because the offense involves the destruction of property; however, arson victims may be subjected to force.

### Sex offenses

Offenses against chastity, common decency, morals, and the like. Incest, indecent exposure, and statutory rape are included. Attempts, battery and child sex crimes are included.

#### Forcible rape

The carnal knowledge of a female forcibly and against her will. Rapes by force and attempts or assaults to rape, regardless of the age of the victim, are included. Statutory offenses (no force used—victim under age of consent) are excluded.

### Violent Crimes

Violent crime is composed of four offenses: murder and nonnegligent manslaughter, forcible rape, robbery, and aggravated assault. According to the Uniform Crime Reporting (UCR) Program's definition, violent crimes involve force or threat of force.

### Drug Abuse Violations

The violation of laws prohibiting the production, distribution, and/or use of certain controlled substances. The unlawful cultivation, manufacture, distribution, sale, purchase, use, possession, transportation, or importation of any controlled drug or narcotic substance. Arrests for violations of state and local laws, specifically those relating to the unlawful possession, sale, use, growing, manufacturing, and making of narcotic drugs. The following drug categories are specified: opium or cocaine and their derivatives (morphine, heroin, codeine); marijuana; synthetic narcotics?manufactured narcotics that can cause true addiction (demerol, methadone); and dangerous nonnarcotic drugs (barbiturates, benzedrine).

**Driving under the influence** Driving or operating a motor vehicle or common carrier while mentally or physically impaired as the result of consuming an alcoholic beverage or using a drug or narcotic.

**Liquor laws** The violation of state or local laws or ordinances prohibiting the manufacture, sale, purchase, transportation, possession, or use of alcoholic beverages, not including driving under the influence and drunkenness. Federal violations are excluded.

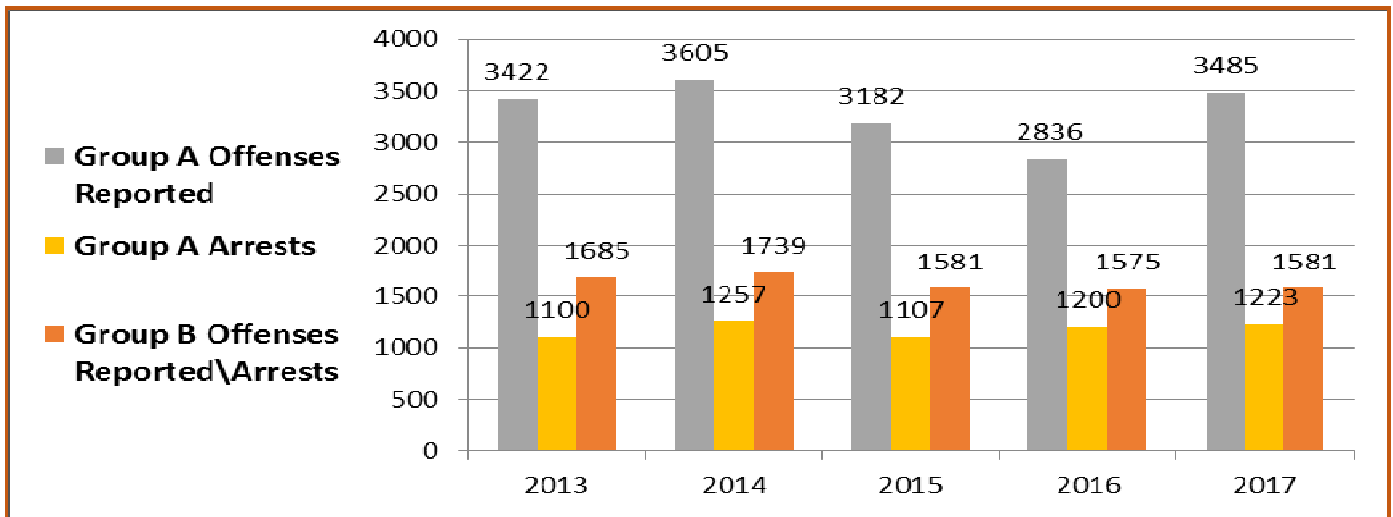
**Drunkenness** To drink alcoholic beverages to the extent that one's mental faculties and physical coordination are substantially impaired. Driving under the influence is excluded.

# 2017 Crime Statistics

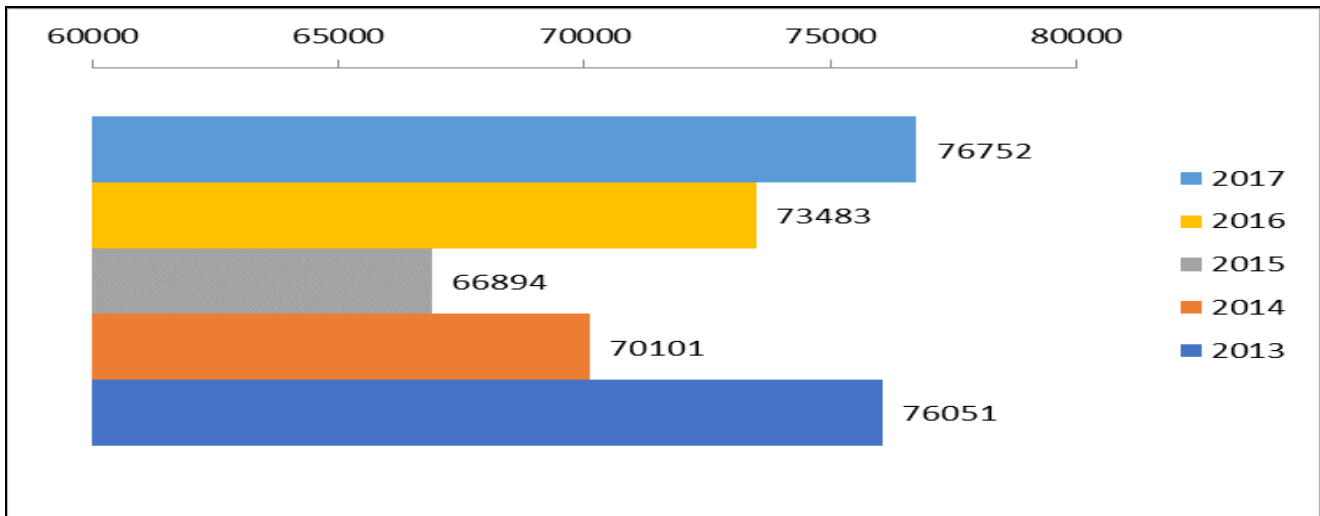


## FREDERICK COUNTY SHERIFF'S OFFICE

The following chart shows yearly Group A Offenses Reported, Group A Arrest, and Group B Offenses Reported\Arrests



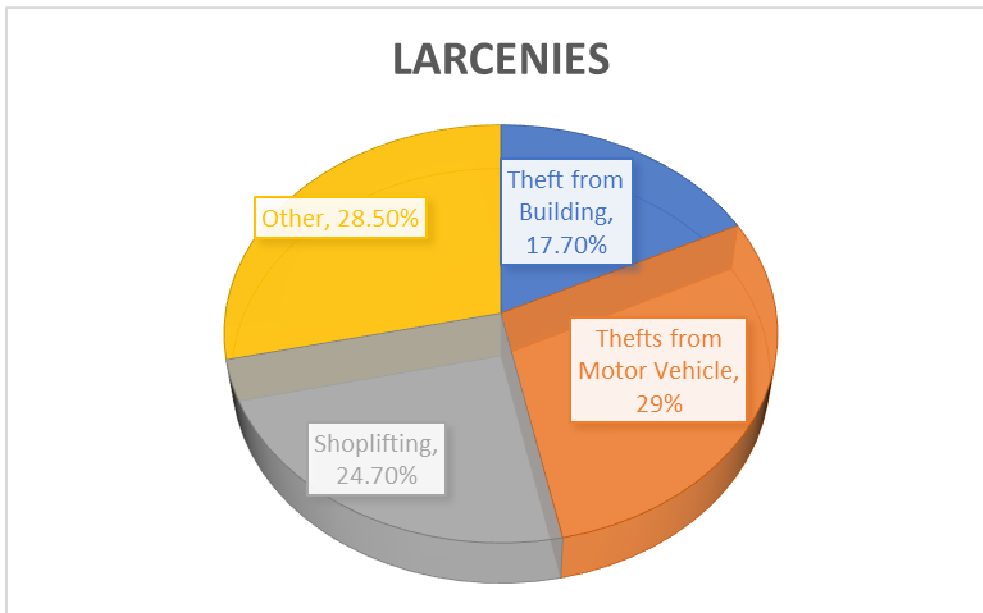
The following chart shows Calls for Service 2013-2017, for the Frederick County Sheriff's Office



# 2017 Crime Statistics

In 2017 there were 936 larcenies reported to the Frederick County Sheriff's Office. **Thefts from Building** totaled 166 count, **17.7%** of the total larcenies. **Thefts from Motor Vehicle** totaled 272 count, **29%** of the total larcenies. **Shoplifting** totaled 232 count, **24.7%** of the total larcenies. The combining of these total 670 count, **71.5%** of the total larcenies for 2017. The remaining 266 (**28.5%**) consist of;

- \*Theft Other
- \*Theft from Vending Machine
- \*Theft Gas Drive Off
- \*Theft Computer Fraud
- \*Theft of Bicycle
- \*Theft Vehicle Parts



## 2016 vs. 2017

As indicated in the comparison table below, there was a 10.8% increase in reported larcenies in 2017, in relation to the 834 larcenies reported in 2016. Specific increases were seen in incidents of **Theft from Vehicle 95.6%**, and **Shoplifting 25.4%**.

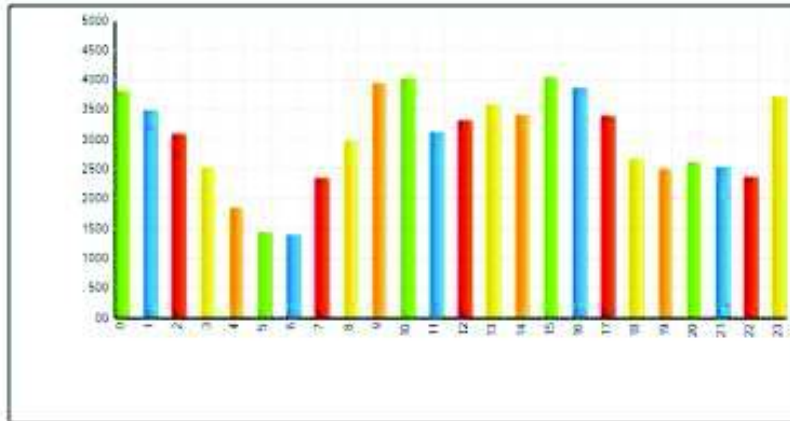
Larceny	2016	2017	Differential
Theft from Vehicle	139	272	95.60%
Shoplifting	185	232	25.40%
Theft from Building	180	166	12.60%
Total Larcenies	834	936	10.80%

# The Frederick County Sheriff's Office's Busiest; Day of Week, Hour of Day, and Beat Territory for 2017

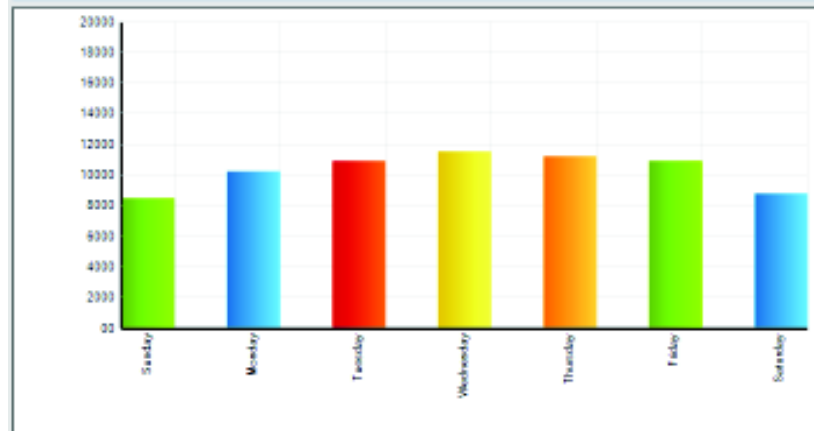
## FREDERICK COUNTY SHERIFF'S OFFICE

### Calls For Service by Hour of Day

Agency: FCSO Date: 1/1/2017 - 12/31/2017

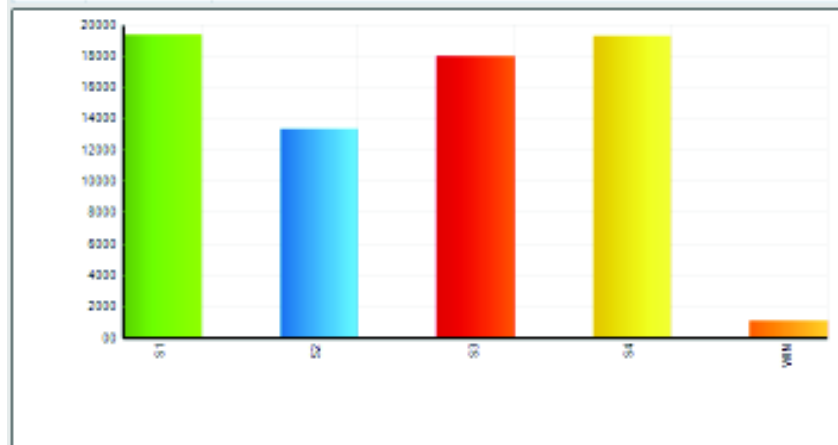


Day of Week	Frequency
1 Sunday	8493
2 Monday	10270
3 Tuesday	10930
4 Wednesday	11568
5 Thursday	11228
6 Friday	10921
7 Saturday	8843





	Law Beat	Frequency
1	S1	19424
2	S2	13377
3	S3	18045
4	S4	19314
5	WN	1119



# 2017 Frederick County Crash Incident Report



## FREDERICK COUNTY SHERIFF'S OFFICE

- Frederick County had 356 reported traffic crashes in 2017.
  - Twenty of the related crashes include fatalities totaling 22. This is up 81% compared to 2016, making it the highest fatalities count in the past 5 years.

### 2013

From: 1/1/2013 12:00:00 AM to 12/31/2013 11:59:59 PM  
 Jurisdiction: Frederick County  
 Days of the week: All  
 Hour(s) of Day: All  
 Crash Types: Fatal Crash

**Crashes By Severity & Casualty**  
 Red Indicates Greater Than Average  
 Crashes Persons Injured Persons Killed Pedestrians Injured Pedestrians Killed

Severity	Crashes	Persons Injured	Persons Killed	Pedestrians Injured	Pedestrians Killed
Fatal Crash	10	3	10	0	1
<b>Total</b>	<b>10</b>	<b>3</b>	<b>10</b>	<b>0</b>	<b>1</b>

### 2014

From: 1/1/2014 12:00:00 AM to 12/31/2014 11:59:59 PM  
 Jurisdiction: Frederick County  
 Days of the week: All  
 Hour(s) of Day: All  
 Crash Types: Fatal Crash

**Crashes By Severity & Casualty**  
 Red Indicates Greater Than Average  
 Crashes Persons Injured Persons Killed Pedestrians Injured Pedestrians Killed

Severity	Crashes	Persons Injured	Persons Killed	Pedestrians Injured	Pedestrians Killed
Fatal Crash	9	0	9	0	2
<b>Total</b>	<b>9</b>	<b>0</b>	<b>9</b>	<b>0</b>	<b>2</b>

## 2015

From: 1/1/2015 12:00:00 AM to 12/31/2015 11:59:59 PM

Jurisdiction: Frederick County

Days of the week: All

Hour(s) of Day: All

Crash Types: Fatal Crash

### Crashes By Severity & Casualty

Red Indicates Greater Than Average

Severity	Crashes	Persons Injured	Persons Killed	Pedestrians Injured	Pedestrians Killed
Fatal Crash	12	9	13	0	0
Total	12	9	13	0	0

## 2016

From: 1/1/2016 12:00:00 AM to 12/31/2016 11:59:59 PM

Jurisdiction: Frederick County

Days of the week: All

Hour(s) of Day: All

Crash Types: Fatal Crash

### Crashes By Severity & Casualty

Red Indicates Greater Than Average

Severity	Crashes	Persons Injured	Persons Killed	Pedestrians Injured	Pedestrians Killed
Fatal Crash	9	1	9	0	0
Total	9	1	9	0	0

## 2017

The 2017 data contained in this report is preliminary and subject to change. Some crash information may not have been reported or finalized by Law Enforcement.

From: 1/1/2017 12:00:00 AM to 12/31/2017 11:59:59 PM

Jurisdiction: Frederick County

Days of the week: All

Hour(s) of Day: All

Crash Types: Fatal Crash

### Crashes By Severity & Casualty

Red Indicates Greater Than Average

Severity	Crashes	Persons Injured	Persons Killed	Pedestrians Injured	Pedestrians Killed
Fatal Crash	20	10	22	0	1
Total	20	10	22	0	1

- The following shows the most common months of crash occurrences in 2017.

Years: 2017 to 2017  
 Jurisdiction: Frederick County  
 Days of the week: All  
 Hour(s) of Day: All  
 Crash Types: All

**Crashes By Month of Occurrence**  
 Red Indicates Greater Than Average

Month	Number	Percent
January	80	6.27
February	71	5.56
March	98	7.68
April	97	7.6
May	116	9.09
June	128	10.03
July	103	8.07
August	102	7.99
September	96	7.52
October	135	10.58
November	133	10.42
December	117	9.17
<b>Total</b>	<b>1,276</b>	<b>100</b>

- There were a total of 356 crashes in Frederick County reported to TRENDS. The following map shows the overall county crash sites. Refer to the following legend for color definition.

**Cluster Legend**

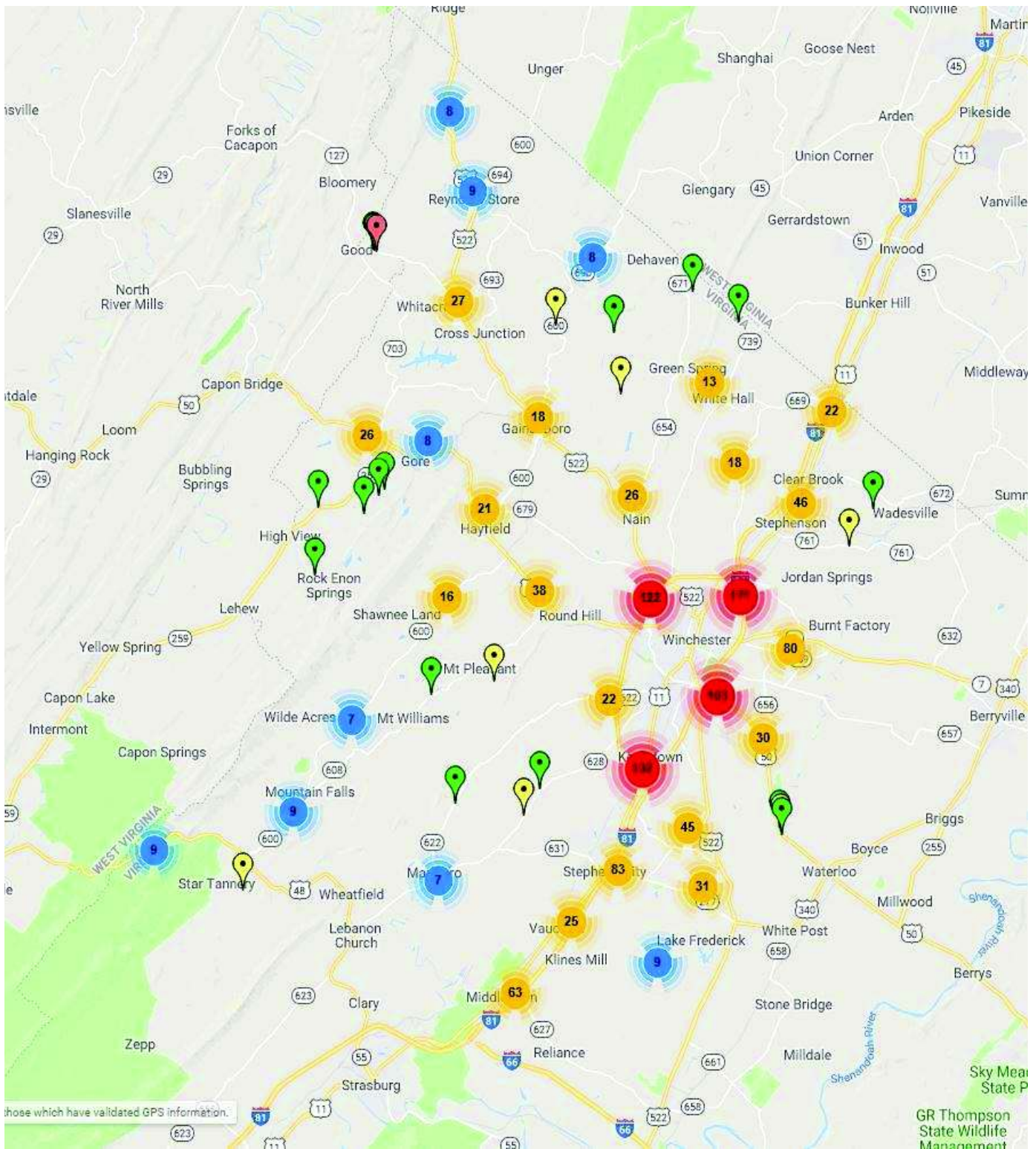
- Less than 10 crashes
- 10 - 99 crashes
- 100 - 999 crashes
- 1000 and more crashes

**Crash Legend**

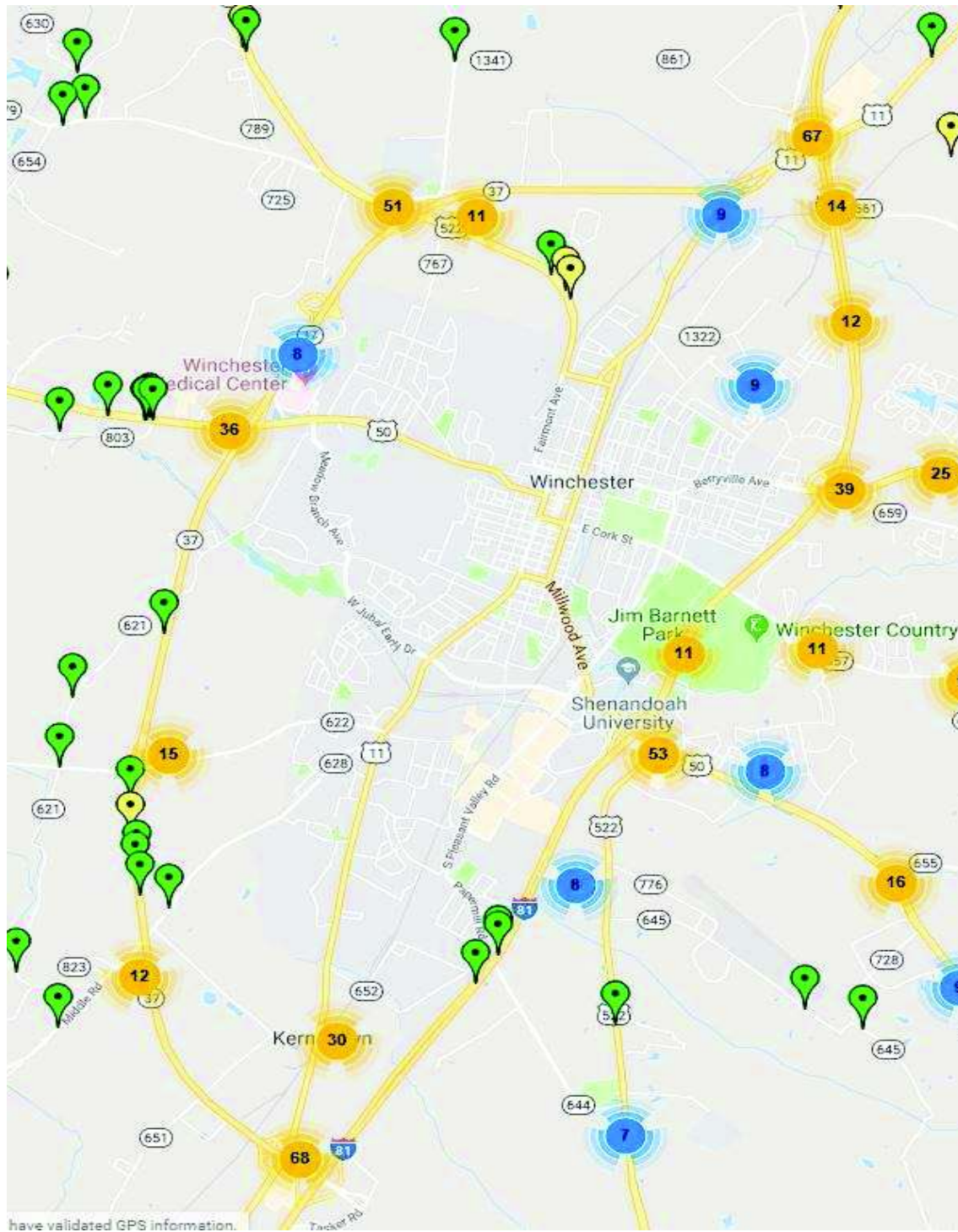
- Fatal
- Injury
- Property Damage

The 6 Most Crash Prone Roads in 2017	
▪ Northwestern Pike	41
▪ North Frederick Pike	28
▪ Millwood Pike	25
▪ Martinsburg Pike	25
▪ Valley Pike	16
▪ VA-37	16

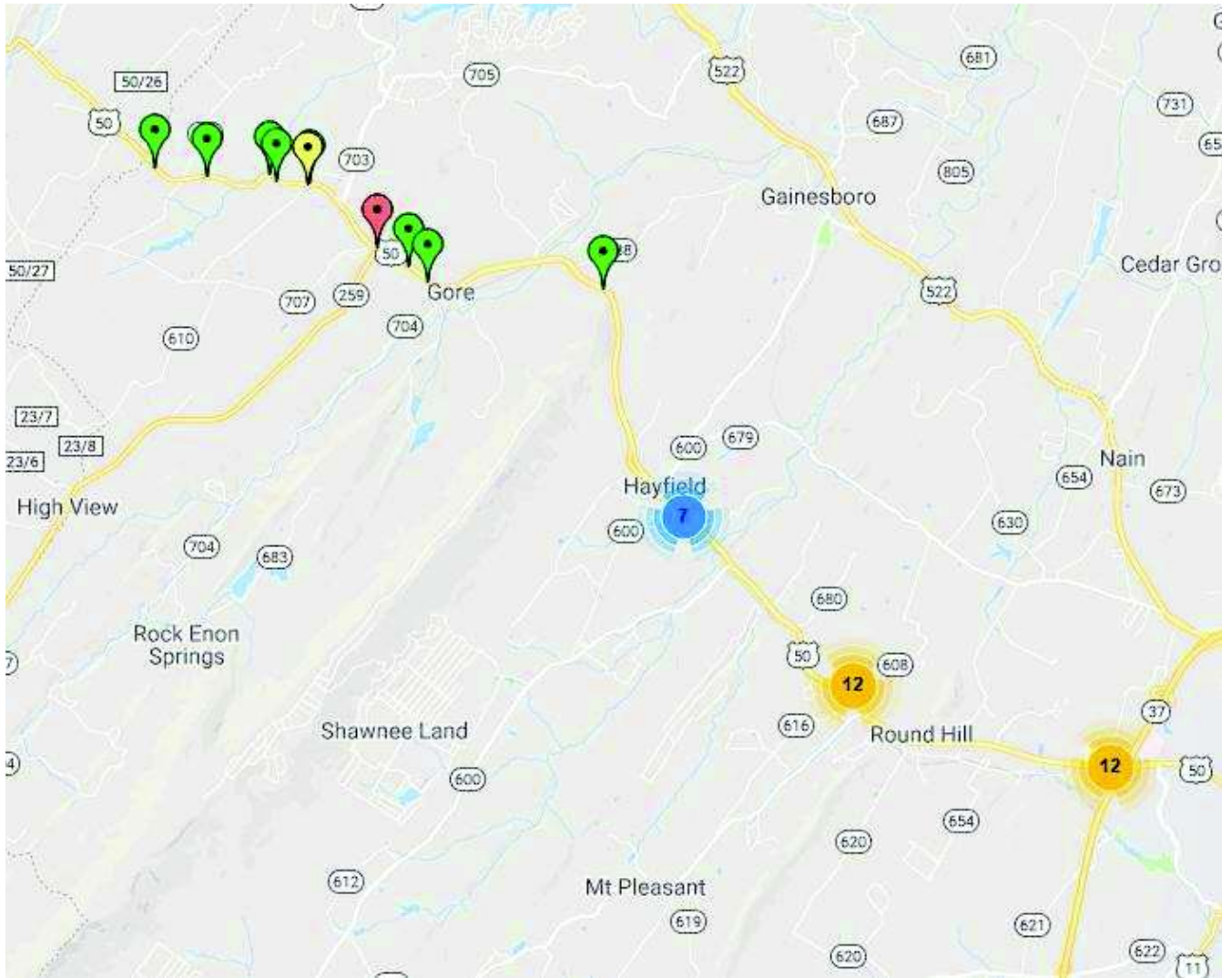
○ Overall County Crashes.



o Area Surrounding City of Winchester

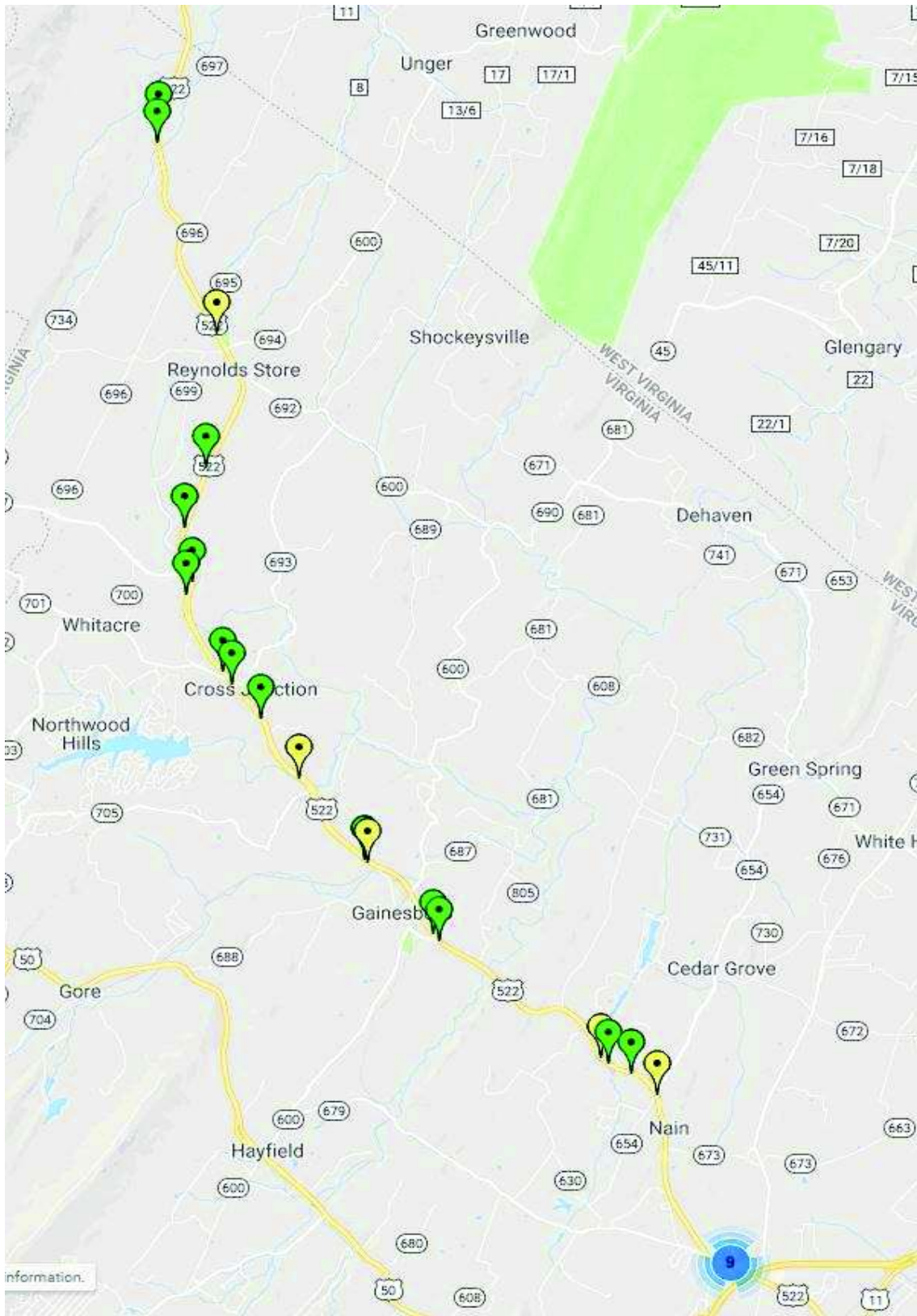


○ Northwestern Pike



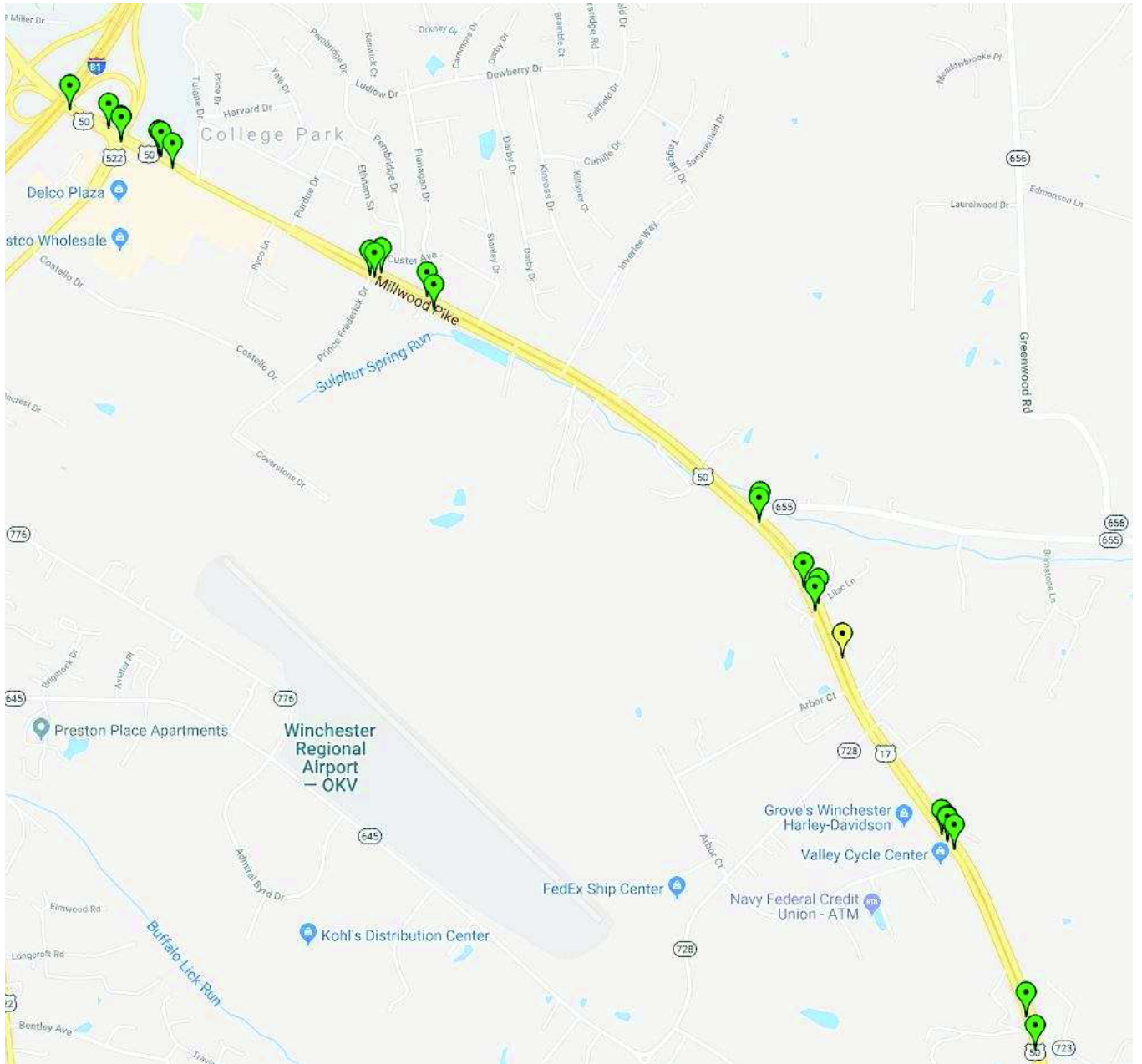
○

○ North Frederick Pike

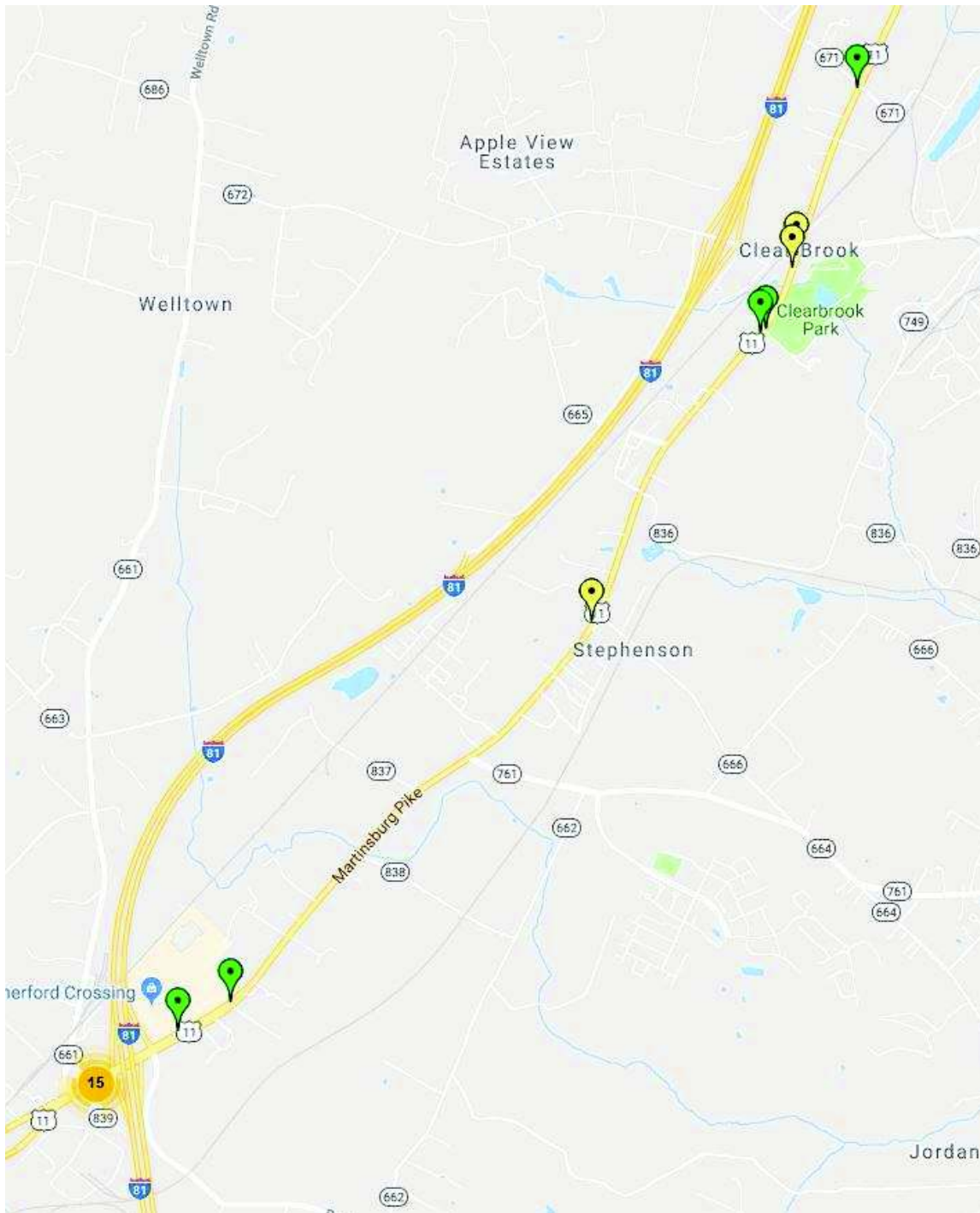




○ Millwood Pike



○ Martinsburg Pike





o VA-37



# Frederick County Sheriff's Office



Sheriff Lenny Millholland

Major Steve A. Hawkins

1080 Coverstone Drive  
Winchester, Virginia 22602

Office (540) 662-6168  
Fax (540) 504-6400

FREDERICK COUNTY SHERIFF'S OFFICE

DEPARTMENT OF STATE POLICE

SYNOPSIS OF OFFENSES

PAGE: 1

FREDERICK COUNTY SHERIFF'S OFFICE

REPORT COVERS TIME PERIOD FROM 01/01/17 TO 12/31/17

POPULATION: 82,519

OFFENSE	ATT	COMP	TOTAL	RATE PER 100,000	CLRD BY ARREST	CLEARED EXCEPT	TOTAL CLEARED	PERCENT CLEARED
ARSON	0	1	1	1.21	0	0	0	0.0
ASSAULT OFFENSES								
AGGRAVATED ASSAULT	0	32	32	38.78	19	4	23	71.9
SIMPLE ASSAULT	0	652	652	790.12	269	262	531	81.4
INTIMIDATION	0	26	26	31.51	5	7	12	46.2
TOTAL ASSAULT OFFENSES	0	710	710	860.41	293	273	566	79.7
BRIBERY	0	0	0	0.00	0	0	0	0.0
BURGLARY/BREAKING AND ENTERING	12	134	146	176.93	19	7	26	17.8
COUNTERFEITING/FORGERY	1	78	79	95.74	9	7	16	20.3
DESTRUCTION/DAMAGE/VANDALISM OF PROPERTY	7	450	457	553.81	72	47	119	26.0
DRUG/NARCOTICS OFFENSES								
DRUGS/NARCOTICS VIOLATIONS	4	466	470	569.57	385	29	414	88.1
DRUG EQUIPMENT VIOLATIONS	0	86	86	104.22	58	14	72	83.7
TOTAL DRUG/NARCOTICS OFFENSES	4	552	556	673.78	443	43	486	87.4
EMBEZZLEMENT	2	24	26	31.51	14	4	18	69.2
EXTORTION/BLACKMAIL	0	1	1	1.21	0	0	0	0.0
FRAUD OFFENSES								
FALSE PRETENSE/SWINDLE/CONFIDENCE GAME	29	177	206	249.64	45	27	72	35.0
CREDIT CARD/ATM FRAUD	0	0	0	0.00	0	0	0	0.0
IMPERSONATION	2	0	2	2.42	0	0	0	0.0
WELFARE FRAUD	0	0	0	0.00	0	0	0	0.0
WIRE FRAUD	19	34	53	64.23	1	0	1	1.9
TOTAL FRAUD OFFENSES	50	211	261	316.29	46	27	73	28.0
GAMBLING OFFENSES								
BETTING/WAGERING	0	0	0	0.00	0	0	0	0.0
OPERATING/PROMOTING/ASSISTING GAMBLIN	0	0	0	0.00	0	0	0	0.0
GAMBLING EQUIPMENT VIOLATIONS	0	0	0	0.00	0	0	0	0.0
SPORTS TAMPERING	0	0	0	0.00	0	0	0	0.0
TOTAL GAMBLING OFFENSES	0	0	0	0.00	0	0	0	0.0
HOMICIDE OFFENSES								

HOMICIDE OFFENSES

MURDER AND NONNEGLIGENT HOMICIDE	0	0	0	0.00	0	0	0	0.0
NEGLIGENT HOMICIDE	0	0	0	0.00	0	0	0	0.0
TOTAL HOMICIDE OFFENSES	0	0	0	0.00	0	0	0	0.0
KIDNAPPING/ABDUCTION	4	4	8	9.69	5	0	5	62.5
LARCENY/THEFT OFFENSES								
POCKET-PICKING	0	1	1	1.21	0	0	0	0.0
PURSE-SNATCHING	0	0	0	0.00	0	0	0	0.0
SHOPLIFTING	1	230	231	279.94	155	11	166	71.9
THEFT FROM BUILDING	0	165	165	199.95	15	22	37	22.4
THEFT FROM COIN-OPERATED MACHINE OR DE	0	2	2	2.42	0	0	0	0.0
THEFT FROM MOTOR VEHICLE	18	254	272	329.62	4	3	7	2.6
THEFT OF MOTOR VEHICLE PARTS OR ACCESSOR	0	26	26	31.51	2	1	3	11.5
ALL OTHER LARCENY	7	230	237	287.21	32	31	63	26.6
TOTAL LARCENY/THEFT OFFENSES	26	908	934	1,131.86	208	68	276	29.6
MOTOR VEHICLE THEFT	2	61	63	76.35	23	4	27	42.9
PORNOGRAPHY/OBSCENE MATERIAL	4	47	51	61.80	15	14	29	56.9
PROSTITUTION OFFENSES								
PROSTITUTION	2	9	11	13.33	4	2	6	54.5
ASSISTING OR PROMOTING PROSTITUTION	0	0	0	0.00	0	0	0	0.0
TOTAL PROSTITUTION OFFENSES	2	9	11	13.33	4	2	6	54.5
ROBBERY	5	13	18	21.81	11	0	11	61.1
SEX OFFENSES (FORCIBLE)								
FORCIBLE RAPE	2	26	28	33.93	5	6	11	39.3
FORCIBLE SODOMY	0	8	8	9.69	0	3	3	37.5
SEXUAL ASSAULT WITH AN OBJECT	0	2	2	2.42	0	0	0	0.0
FORCIBLE FONDLING	1	48	49	59.38	12	9	21	42.9
TOTAL SEX OFFENSES (FORCIBLE)	3	84	87	105.43	17	18	35	40.2
SEX OFFENSES (NON FORCIBLE)								
INCEST	1	0	1	1.21	0	0	0	0.0
STATUTORY RAPE	0	2	2	2.42	2	0	2	100.0
TOTAL SEX OFFENSES (NON FORCIBLE)	1	2	3	3.64	2	0	2	66.7
STOLEN PROPERTY OFFENSES	1	7	8	9.69	6	0	6	75.0
WEAPON LAW VIOLATIONS	4	61	65	78.77	36	15	51	78.5
TOTAL GROUP A OFFENSES	128	3,357	3,485	4,223.27	1,223	529	1,752	50.3
TOTAL GROUP A INCIDENTS		3,256		1,097	513	1,610	49.4	

OFFENSE	OFF CODE	TOTAL	RATE PER 100,000	TOTAL ARRESTS
BAD CHECKS	90A	16	19.39	16
CURFEW/LOITERING/VAGRANCY	90B	0	0.00	0
DISORDERLY CONDUCT	90C	8	9.69	8
DRIVING UNDER THE INFLUENCE	90D	173	209.65	173
DRUNKENNESS	90E	147	178.14	147
FAMILY OFFENSES, NONVIOLENT	90F	6	7.27	6
LIQUOR LAW VIOLATIONS	90G	21	25.45	21
PEEPING TOM	90H	0	0.00	0
RUNAWAY	90I	0	0.00	0
TRESPASS OF REAL PROPERTY	90J	20	24.24	20
CONSPIRACY TO COMMIT GROUP 'A' OFFENSES	90X	0	0.00	0
ALL OTHER OFFENSES	90Z	1,190	1,442.09	1,190
TOTAL GROUP B ARRESTS		1,581	1,915.92	1,581
TOTAL GROUP A OFFENSES		3,485	4,223.27	1,223
GRAND TOTAL OFFENSES		5,066	6,139.19	2,804

TOTAL LAW ENFORCEMENT  
OFFICERS KILLED

0

TOTAL LAW ENFORCEMENT  
OFFICERS ASSAULTED

0



Frederick County is the northern-most point in Virginia, a mid-point of the East Coast. The County sits at the mouth of the Shenandoah Valley which stretches 200 miles between two mountain ranges - The Blue Ridge Mountains to the East and The Allegheny Mountains (part of the Appalachian Mountain Range) to the West. The Valley is bound by two rivers, the Potomac River to the North and the James River to the South.

<b>CENSUS STATS 2018</b>	<b>Frederick County, Va</b>	<b>United States</b>
<b>PEOPLE</b>		
Population estimates, July 1, 2016, (V2016)	84,421	323,127,513
Population estimates base, April 1, 2010, (V2016)	78,308	308,758,105
Population, percent change - April 1, 2010 (estimates base) to July 1, 2016	7.80%	4.70%
Population, Census, April 1, 2010	78,305	308,745,538
<b>AGE AND SEX</b>		
Persons under 5 years, percent, July 1, 2016, (V2016)	5.80%	6.20%
Persons under 5 years, percent, April 1, 2010	6.30%	6.50%
Persons under 18 years, percent, July 1, 2016, (V2016)	23.10%	22.80%
Persons under 18 years, percent, April 1, 2010	25.10%	24.00%
Persons 65 years and over, percent, July 1, 2016, (V2016)	16.50%	15.20%
Persons 65 years and over, percent, April 1, 2010	12.70%	13.00%
Female persons, percent, July 1, 2016, (V2016)	50.20%	50.80%
Female persons, percent, April 1, 2010	50.30%	50.80%
<b>RACE AND HISPANIC ORIGIN</b>		
White alone, percent, July 1, 2016, (V2016)	91.30%	76.90%
Black or African American alone, percent, July 1, 2016, (V2016)	4.40%	13.30%
American Indian and Alaska Native alone, percent, July 1, 2016, (V2016)	0.40%	1.30%
Asian alone, percent, July 1, 2016, (V2016)	1.70%	5.70%
Native Hawaiian and Other Pacific Islander alone, percent, July 1, 2016	0.10%	0.20%
Two or More Races, percent, July 1, 2016, (V2016)	2.10%	2.60%
Hispanic or Latino, percent, July 1, 2016, (V2016)	8.00%	17.80%
White alone, not Hispanic or Latino, percent, July 1, 2016, (V2016)	84.20%	61.30%

<b>POPULATION CHARACTERISTICS</b>		
Veterans, 2012-2016	6,891	19,535,341
Foreign born persons, percent, 2012-2016	6.00%	13.20%
<b>HOUSING</b>		
Housing units, July 1, 2016, (V2016)	33,381	135,697,926
Housing units, April 1, 2010	31,346	131,704,730
Owner-occupied housing unit rate, 2012-2016	78.10%	63.60%
Median value of owner-occupied housing units, 2012-2016	\$231,400	\$184,700
Median selected monthly owner costs -with a mortgage, 2012-2016	\$1,562	\$1,491
Median selected monthly owner costs -without a mortgage, 2012-2016	\$388	\$462
Median gross rent, 2012-2016	\$1,106	\$949
Building permits, 2016	791	1,206,642
<b>FAMILY AND LIVING</b>		
Households, 2012-2016	29,914	117,716,237
Persons per household, 2012-2016	2.71	2.64
Living in same house 1 year ago, percent of persons age 1 year+, 2012-2016	88.80%	85.20%
Language other than English spoken at home, percent of persons age 5 years+, 2012-2016	9.20%	21.10%
<b>EDUCATION</b>		
High school graduate or higher, percent of persons age 25 years+, 2012-2016	88.10%	87.00%
Bachelor's degree or higher, percent of persons age 25 years+, 2012-2016	28.80%	30.30%
<b>HEALTH</b>		
With a disability, under age 65 years, percent, 2012-2016	7.90%	8.60%
Persons without health insurance, under age 65 years, percent	11.10%	10.10%
<b>ECONOMY</b>		
In civilian labor force, total, percent of population age 16 years+, 2012-2016	68.00%	63.10%
In civilian labor force, female, percent of population age 16 years+, 2012-2016	61.90%	58.30%
Total accommodation and food services sales, 2012 (\$1,000)	117,545	708,138,598
Total health care and social assistance receipts/revenue, 2012 (\$1,000)	114,050	2,040,441,203
Total manufacturers shipments, 2012 (\$1,000)	2,537,614	5,696,729,632
Total merchant wholesaler sales, 2012 (\$1,000)		5,208,023,478
Total retail sales, 2012 (\$1,000)	1,346,134	4,219,821,871
Total retail sales per capita, 2012	\$16,760	\$13,443
<b>TRANSPORTATION</b>		
Mean travel time to work (minutes), workers age 16 years+, 2012-2016	30.5	26.1
<b>INCOME AND POVERTY</b>		
Median household income (in 2016 dollars), 2012-2016	\$68,929	\$55,322
Per capita income in past 12 months (in 2016 dollars), 2012-2016	\$31,555	\$29,829
Persons in poverty, percent	6.80%	12.70%
<b>BUSINESSES</b>		
Total employer establishments, 2015	1,474	7,663,938



Total employment, 2015	24,607	124,085,947
Total annual payroll, 2015 (\$1,000)	975,974	6,253,488,252
Total employment, percent change, 2014-2015	8.30%	2.50%
Total nonemployer establishments, 2015	5,427	24,331,403
<b>TOTAL NON-EMPLOYER ESTABLISHMENTS, 2015</b>		
All firms, 2012	6,752	27,626,360
Men-owned firms, 2012	3,985	14,844,597
Women-owned firms, 2012	2,187	9,878,397
Minority-owned firms, 2012	536	7,952,386
Nonminority-owned firms, 2012	5,980	18,987,918
Veteran-owned firms, 2012	648	2,521,682
Nonveteran-owned firms, 2012	5,768	24,070,685
<b>GEOGRAPHY</b>		
Population per square mile, 2010	189.4	87.4





*Heppy's First Day*



*Lunch Buddies, Apple Pie Ridge Elementary School, Gavin Rowe*



*Dixie Couch retires after 24 years!*



Want to say thank you for deputy TJ Rooper for being very nice and professional and showing my daughter his cruiser and lights.