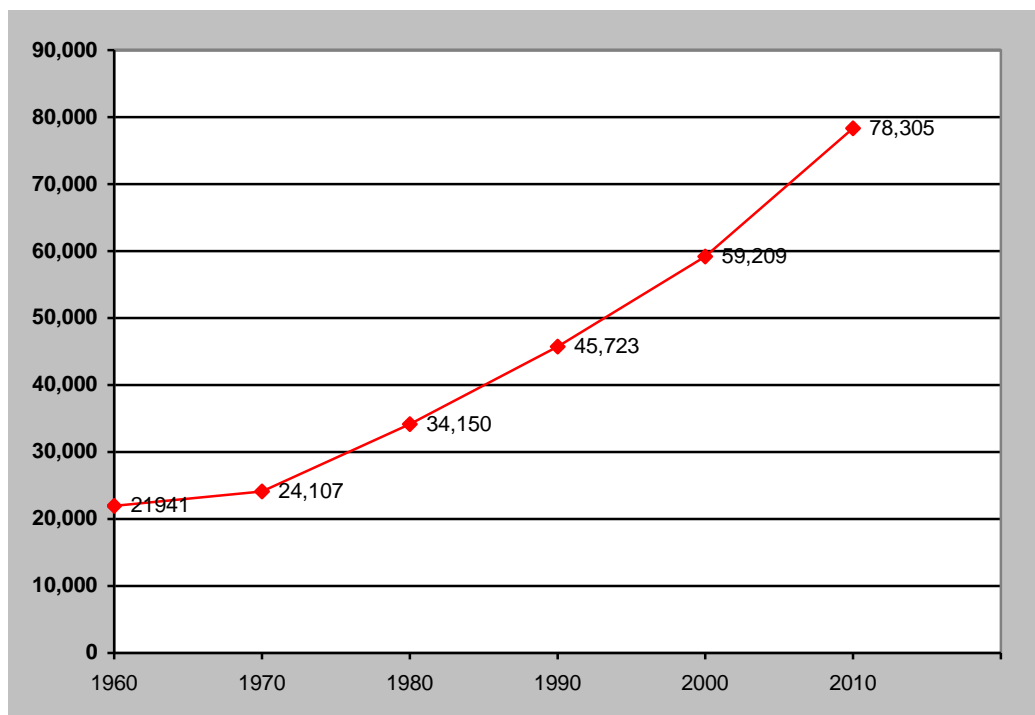


DEMOGRAPHIC ANALYSIS

HISTORICAL POPULATION

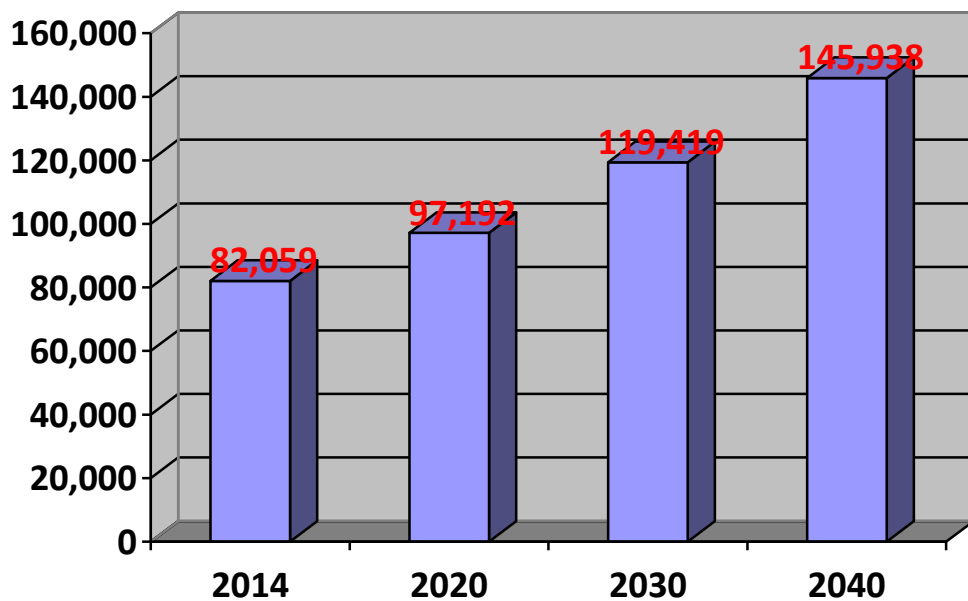
Settlement of Frederick County began in the early 1700's, but it was not until 1840, that the boundary of Frederick County was set at what we know today. Frederick County supports one of the faster growth rates of population in Virginia, and the rate of growth has accelerated in recent decades. During the 1970's, the population of the county grew by as many people as in the previous seven decades combined. In 2010, the population of Frederick County was 78,305. More recently, the population estimate for Frederick County in 2014 was 82,059. Since 1980 Frederick County population growth averaged 29.3% per decade.



APPENDIX II – BACKGROUND ANALYSIS AND SUPPORTING STUDIES

POPULATION ESTIMATES

Frederick County's growth rate is expected to continue in future decades and is estimated to be one of the faster growing in the Commonwealth of Virginia and the greater Washington D.C. region. The Weldon Cooper Center for Public Service population projections for 2020, 2030, and 2040 indicate this trend by projecting the population of Frederick County to be 97,192, 119,419, and 145,938 in the respective years. This trend is shown in the following figure.



Source: Weldon Cooper Center for Public Service

APPENDIX II – BACKGROUND ANALYSIS AND SUPPORTING STUDIES

POPULATION AND AGE DISTRIBUTION

On average, the age of people living in Frederick County is increasing. Between 1990 and 2010, the median age of the population increased from 33 in 1990 to 39 in 2009. Overall, Frederick County's population is slightly older than the Commonwealth as a whole (37.6 yrs) and the USA (37.1).

Population Distribution: Frederick County

	Percent Change					
	1990 Census	2000 Census	2009 Estimate	2014 Projection	1990 to 2000	2009 to 2014
0 - 4	6.5%	7.6%	6.4%	6.2%	52.3%	7.0%
5 -19	22.2%	21.8%	20.4%	19.4%	26.8%	5.5%
20 - 24	4.7%	6.3%	6.1%	6.5%	73.5%	17.4%
25 - 44	31.9%	34.6%	27.8%	25.0%	40.5%	-0.6%
45 - 64	24.1%	20.3%	27.5%	29.1%	9.2%	17.1%
65 and over	10.6%	9.4%	11.9%	13.8%	14.6%	28.2%
Median Age	33.4	37.3	38.8	39.4		

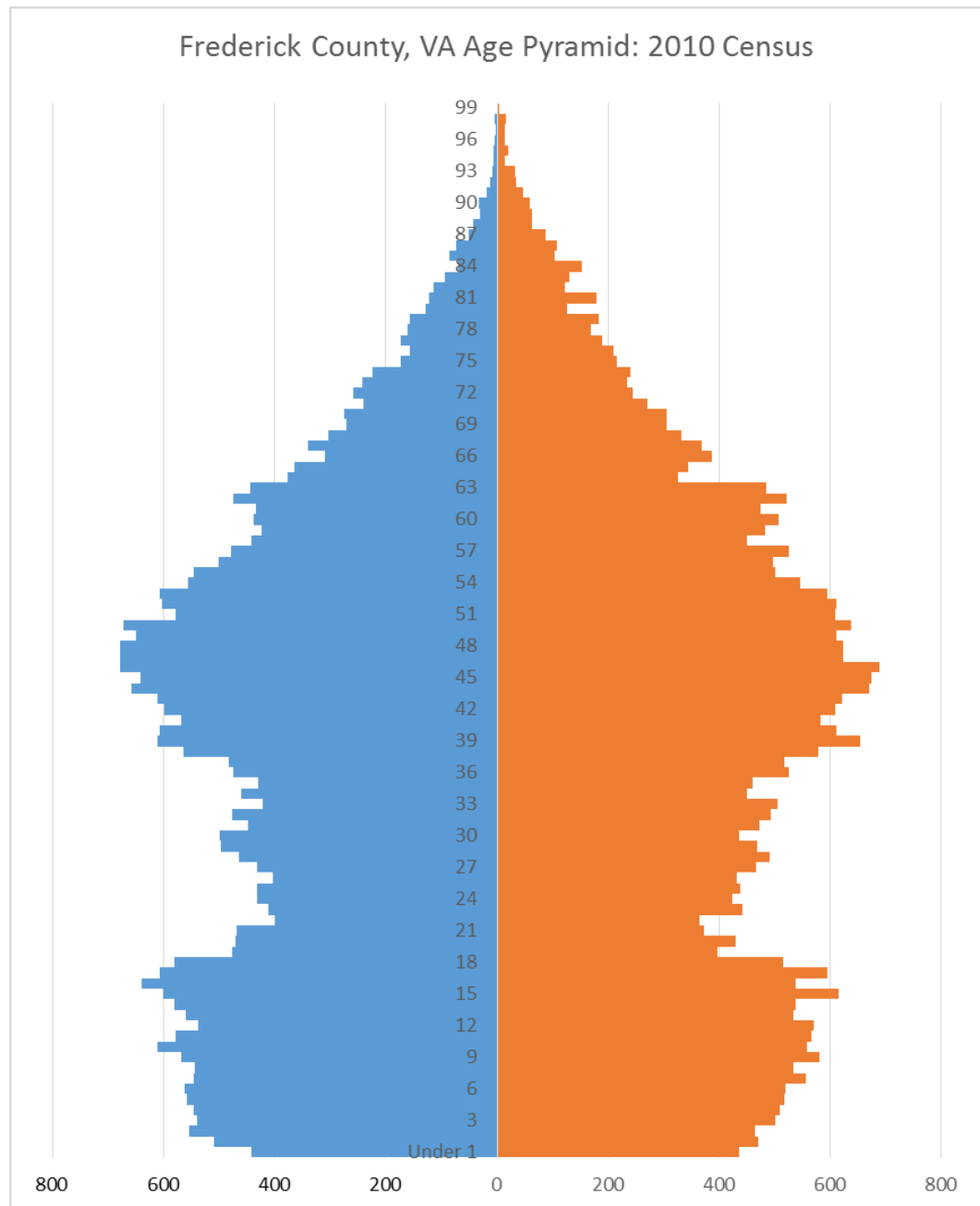
As the median age rose, the proportion of the population in the older age groups also increased. The percentage of the population age 65 or older in Frederick County has increased from 10.6% in 1990 to 11.9% in 2009. Projections for 2014 indicate a trend of increasing numbers of people of 65 or older.

The population under the age of 18 has not increased as rapidly in recent decades. The proportion of the population under eighteen in Frederick County now sits at 20%, down from 22.2% in 1990. This element should be evaluated further with the release of the complete 2010 census information.

Current projections for 2014 indicate a continuation of this trend -- an aging population. One major labor force category (25 – 44) is expected to have negative growth. This fact furthers enforces the need to analyze our regional labor force market to meet future employment needs.

Projections show an increase of over 6,000 individuals who are 45 and older. The school-aged segment of the population (5 – 19) is not expected to significantly increase.

APPENDIX II – BACKGROUND ANALYSIS AND SUPPORTING STUDIES



Source: Weldon Cooper Center for Public Service.

DIVERSITY

Diversity is becoming increasingly apparent in Frederick County. From 1990 to 2010, the area's population has experienced substantial increases in individuals of Hispanic (over 5,000) and black ethnicity (over 3,000). The 2010 census has shown a continuation of these trends, which reflect those on the national level.